

DEYAAR DEVELOPMENT PJSC
INVESTOR RELATIONS
INFORMATION FOR THE
Q4 2018

DISCLAIMER



- The information set out in this presentation is being made available to recipients for information purposes only. It does not constitute, nor is it intended to be an offer to sell, or an invitation to subscribe for, or purchase, any properties or shares in the Company.
- Neither this presentation nor anything in it shall form the basis of any contract or commitment.
- The information contained herein has been prepared to assist the Recipients in making their own evaluation on the Company and does not purport to contain all information that they may desire. In all cases, the Recipients should conduct their own investigation and analysis of the Company, its business, prospects, results of operations and financial condition as well as any other information the Recipients may deem relevant to their decision making.
- The Presentation is at the date hereof.
- Without the express prior written consent of the Company, the Presentation and any information contained within it may not be reproduced (in whole or in part), copied at any time, used for any purpose other than evaluation of the Company.

TABLE OF CONTENTS

- DEYAAR AT A GLANCE
- OWNERSHIP STRUCTURE
- STRATEGY HIGHLIGHTS
- FINANCIAL HIGHLIGHTS
- ONGOING DEVELOPMENTS

DEYAAR AT A GLANCE





Deyaar Development PJSC is a leading real-estate organization in the region.

Headquartered in Dubai, the company has grown significantly since its inception in 2002 to evolve into a complete one-stop real-estate solutions provider in property development, facilities management, property management and owners' association management, with a share capital of AED 5.78 Billion following its IPO in May 2007.

VISION AND MISSION



VISION

To be known as a trusted, integrated real-estate Partner, creating value for stakeholders, society and the economy.

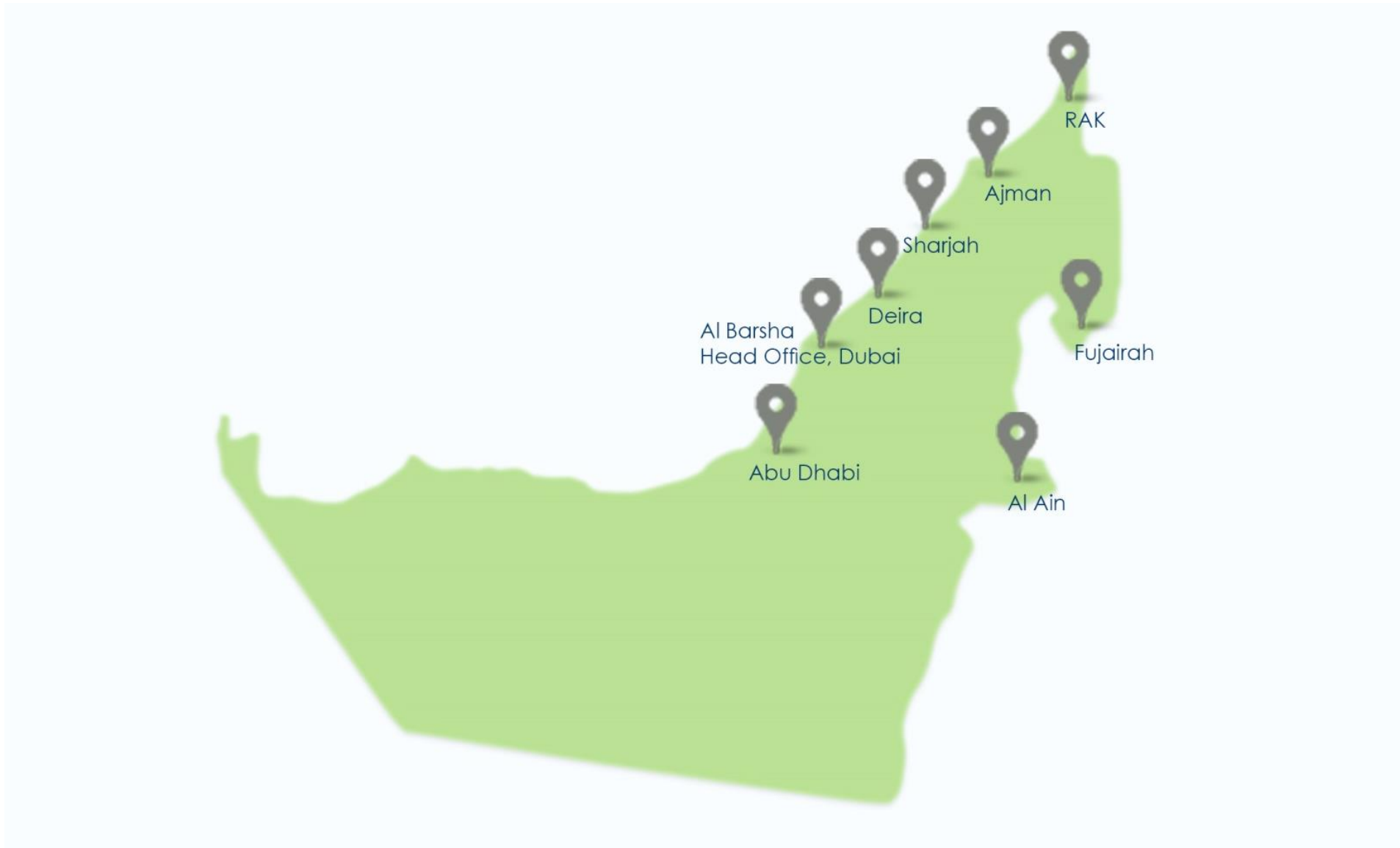
MISSION

To create an urban environment that meets the high standards set by the nation's leaders, with a diverse portfolio of quality real estate developments and differentiated services, a return on investment for stakeholders and value for customers, whilst providing the tools to our employees to realize their potential.

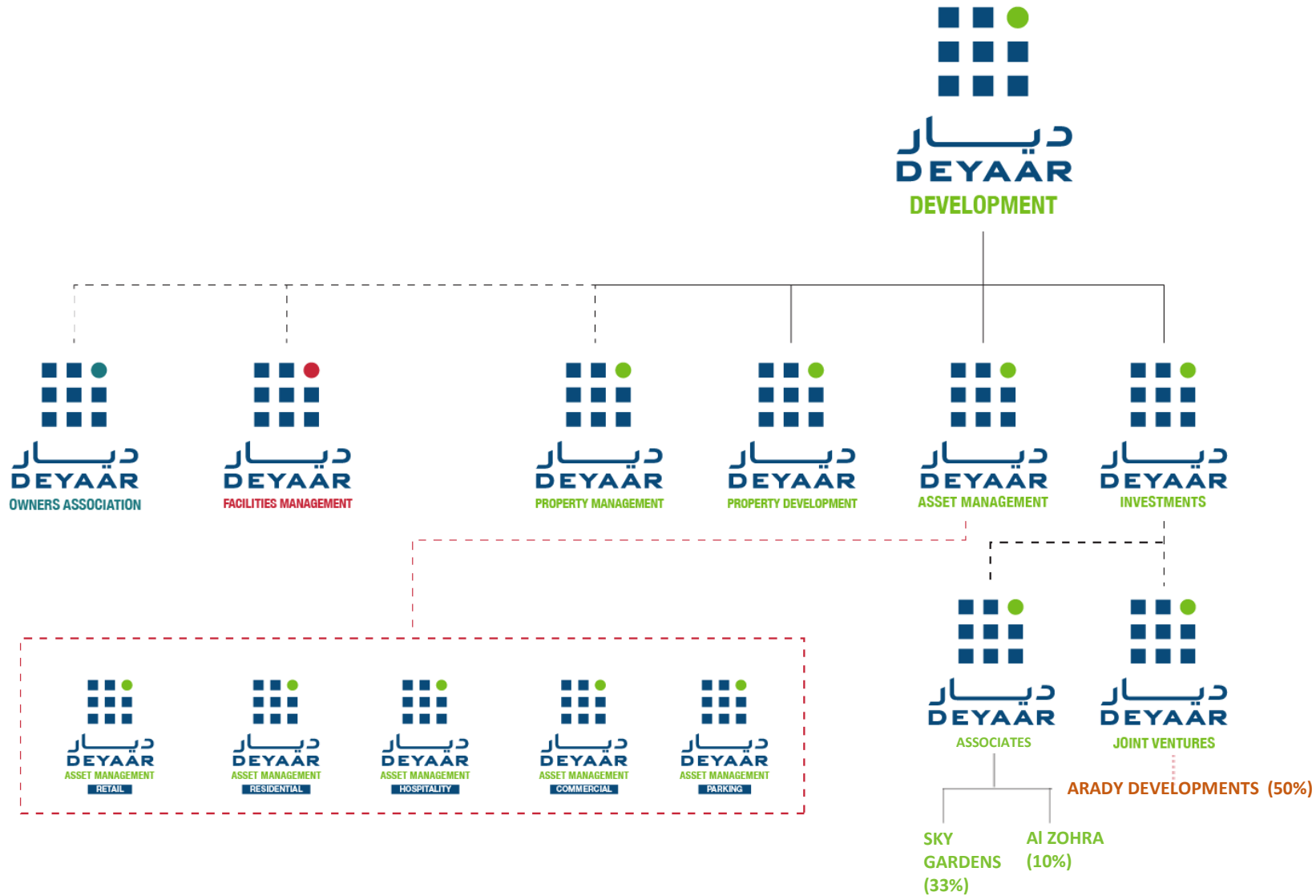
CORE VALUES

Ethical and transparent; Enterprising and agile, Trustworthy and reliable, Quality and Value conscious and committed to the transformation of the UAE under our leadership.

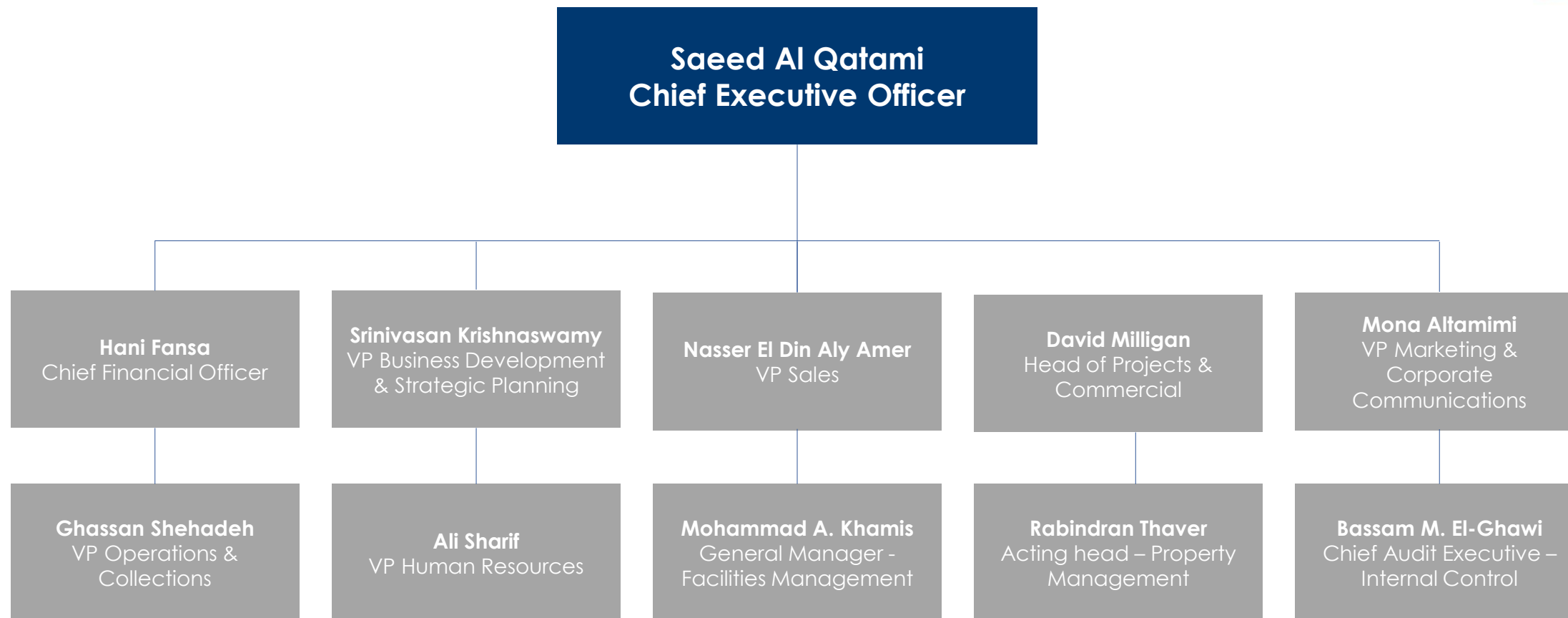
OUR PRESENCE IN THE UAE



GROUP BUSINESS STRUCTURE



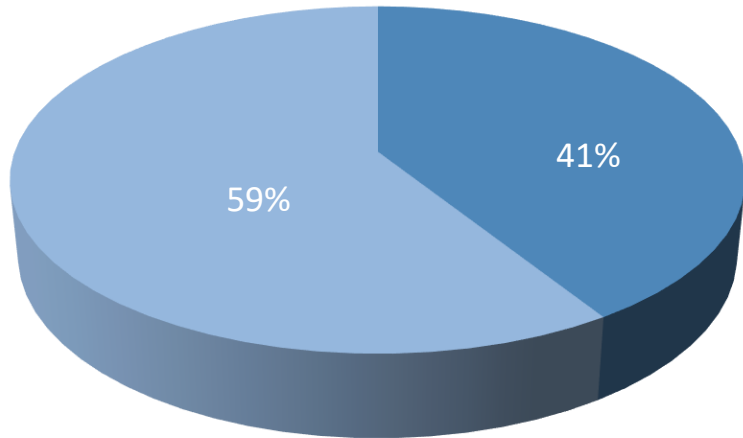
MANAGEMENT TEAM



OWNERSHIP STRUCTURE

OWNERSHIP STRUCTURE & STOCK UPDATE

OWNERSHIP



■ Dubai Islamic Bank ■ Others

02/01/2018 - 31/12/2018

• Deyaar Development Open: 0.49 | High: 0.60 | Low: 0.33 | Close: 0.34



- Above chart represents share price movement for last 12 months.
- Deyaar's share were listed in Dubai Financial market following its IPO in May 2007.

STRATEGY HIGHLIGHTS

ACHIEVE GROWTH, SUSTAINABILITY AND PROFITABILITY BY FOCUSING ON DEYAAR'S CORE STRENGTHS



Growth

Sustainability

Profitability

Property Development



- ### Create Value
- Projects across real estate segments: affordable, prime and luxury
 - Help achieve top line and bottom line growth
 - New projects are always evaluated based on VALUE created for our stakeholders (customers, shareholders, business partners and employees) and for Deyaar
 - Adopt innovative new technologies for increasing efficiency and delivery times
 - Diversify business by development of multi purpose and multi-targeted developments including under JV structure

Asset Management



- ### Enhance, Expand and Manage Asset Portfolio
- Generate recurring revenues & income
 - Steady cash-flows and profit to enhance sustainability
 - Aid growth of company by Retaining assets in Deyaar Projects (BTL) and acquiring assets
 - Adequate coverage of G&A & other cost at corporate level
 - Enhance liquidity by financing options (leverage)
 - Create sustainability by diversification into hospitality assets

Allied Services (Property, Facilities and Owner Association Management)



- ### Customer Satisfaction
- Focus on achieving Quality and delivering satisfaction
 - Growth and sustainability by adhering to globally accepted service standards
 - Increase contribution to Deyaar's profitability by bringing new assets under management
 - Create brand value for Deyaar through endeavors to achieve highest levels of customer satisfaction

GOVERNANCE

Create an environment of control and risk consciousness in line with the applicable corporate governance framework.

FINANCIAL HIGHLIGHTS

OVERVIEW



Amounts in AED Million	YTD Dec 2018	YTD Dec 2017	Change %
Gross Revenue	644	752	-14.4%
Gross Profit	200	247	-19.2%
Opex & Other Expenses	171	165	3.6%
EBITDA	171	156	9.6%
Net Profit	140	130	7.4%

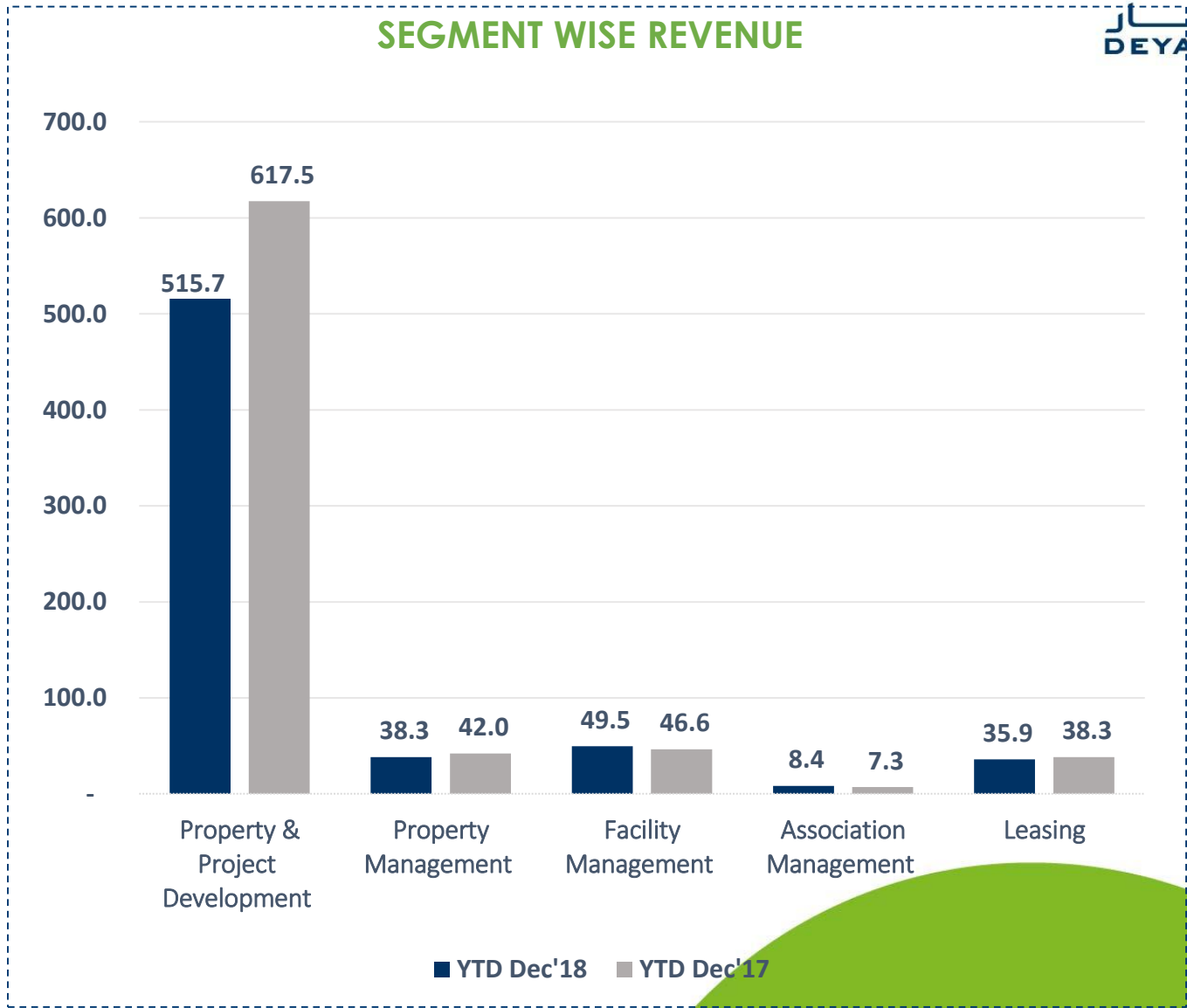
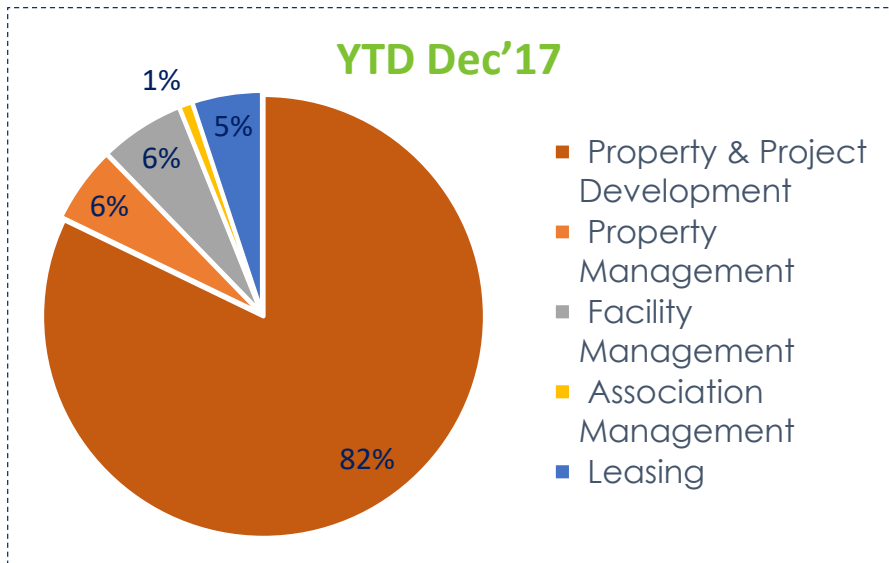
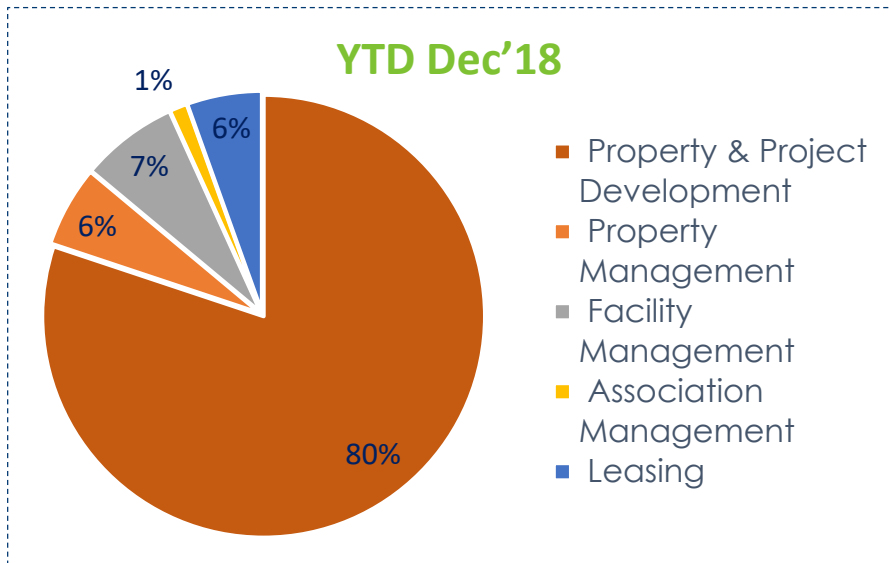
Year to date

Amounts in AED Million	Dec-18	Dec-17	Change %
Total Assets	6,203	6,536	-5.1%
EPS (AED/Share)	2.43	2.26	7.4%
Total Equity	4,475	4,999	-10.5%

YTD DEC'18 FINANCIAL HIGHLIGHTS

- Better Net Profit in 2018 compared to 2017, despite weak market.
- Handover in progress for Atria Residential Tower
- Good construction progress in Barsha Hotel (~90%) and Midtown Projects (~69%)
- Newly launched Residential project “Bella Rose” in Dubai was exhibited in Cityscape 2018 during Oct'18

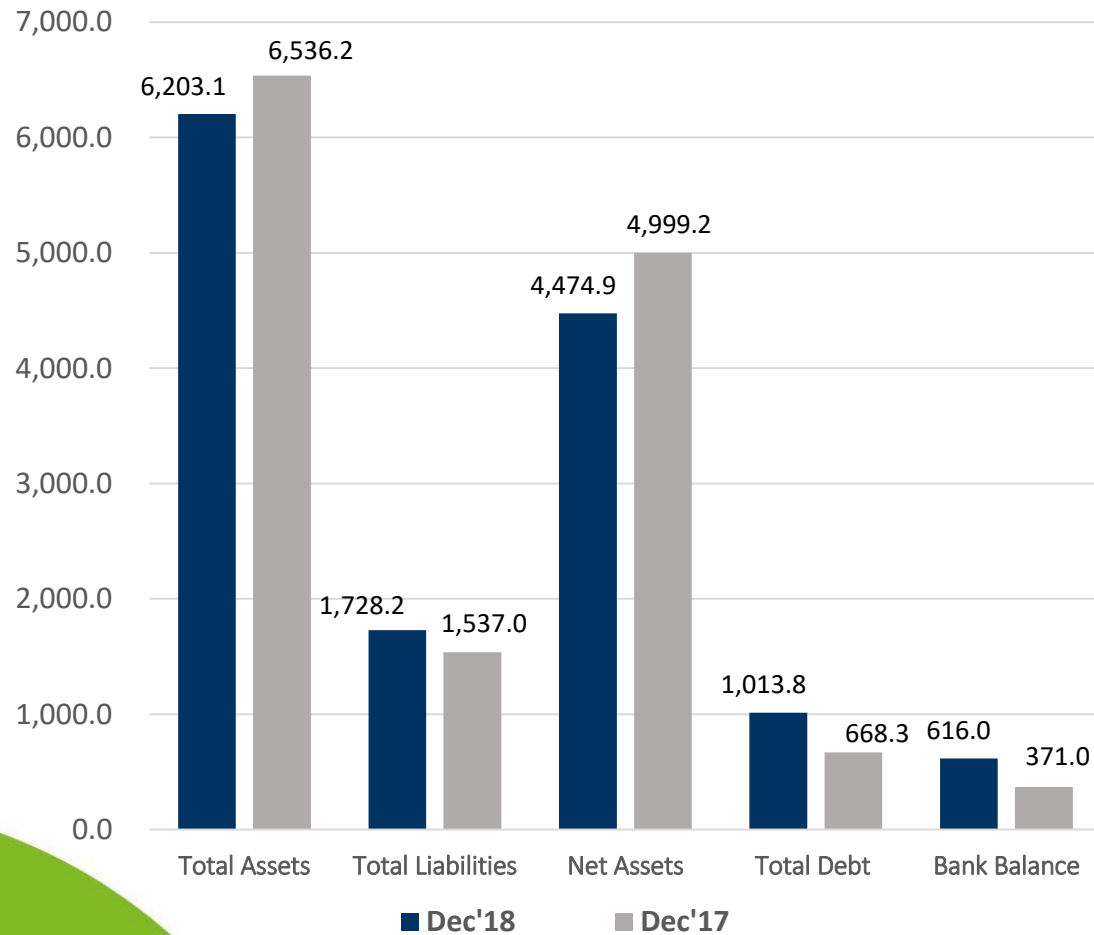
OVERVIEW continued



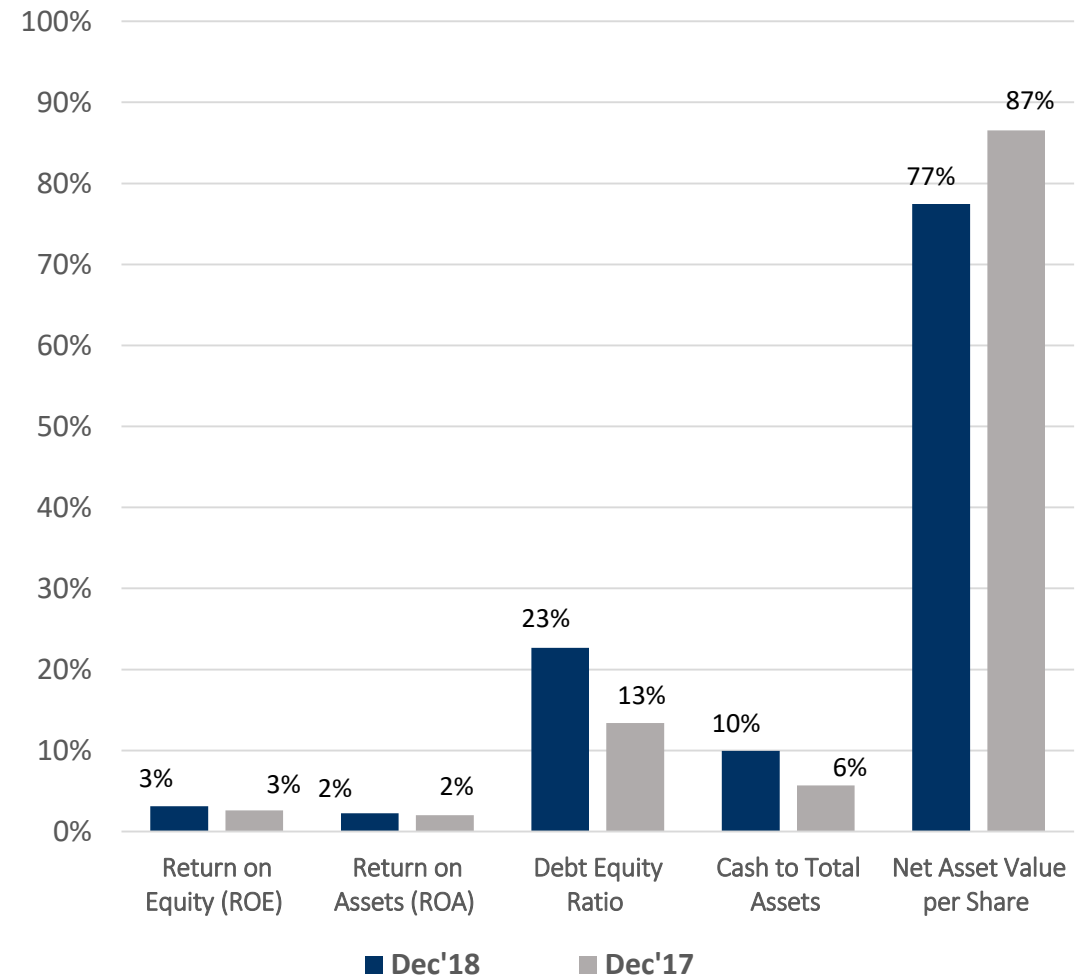
BALANCE SHEET continued



FINANCIAL POSITION



RATIO COMPARISON



PROJECTS



RESIDENTIAL APARTMENT

Total sales value (AED mil): 547

Total number of units (count): 219

Units sold till date (count): 207

Percentage of Portfolio for sale: 100%

SERVICE APARTMENT

Total sales value (AED mil): 718

Total number of units (count): 347

Units sold till date (count): 99

Percentage of Portfolio for sale: 50%

PROJECT CURRENT COMPLETION STATUS

RESIDENTIAL : Completed, Handover in progress

SERVICE: 98.7%

PROJECT EXPECTED COMPLETION DATE

SERVICE: Quarter 1 - 2019



RESIDENTIAL APARTMENT – TWO BUILDINGS

Total sales value (AED mil): 339

Total number of units (count): 297

Units sold till date (count): 282

Percentage of Portfolio for sale: 100%

SERVICE APARTMENT – ONE BUILDING

Total sales value (AED mil): No sales value as units under hotel operation

Total number of units (count): 198

Units sold till date (count): N/A

Percentage of Portfolio for sale: N/A

PROJECT CURRENT COMPLETION STATUS

RESIDENTIAL: Completed, Handover in progress

SERVICE: Overall 88.9%

PROJECT EXPECTED COMPLETION DATE

SERVICE: Quarter 1 - 2019



RESIDENTIAL APARTMENT - TWO DISTRICTS

Total sales value (AED mil): 937

Total number of units (count): 1238

Units sold till date (count): 1029

Percentage of Portfolio for sale: 100%

PROJECT CURRENT COMPLETION STATUS

Overall 53.8%

PROJECT EXPECTED COMPLETION DATE

Quarter 4 - 2019

BARSHA HOTEL – Al Barsha Area



HOTEL & SERVICE APARTMENT

Total sales value (AED mil): No sales value of units under hotel operation

Total number of units (count): 408 keys

Units sold till date (count): N/A

Percentage of Portfolio for sale: N/A

PROJECT CURRENT COMPLETION STATUS

Overall 89.7%

PROJECT EXPECTED COMPLETION DATE

Quarter 2 - 2019



Bella Rose



RESIDENTIAL APARTMENT

Total sales value (AED mil): 290

Total number of units (count): 478

Units sold till date (count): 113

Percentage of Portfolio for sale: 100%

PROJECT CURRENT COMPLETION STATUS

Launched in Q3'18 end

PROJECT EXPECTED COMPLETION DATE

Dec-2020



THANK YOU

